



Columbus**JACK**/Regent




“The Strength of Experience”

Wheel Dolly & Utility Trailers





Wheel Dolly *Model 9092-016*



Brake Cradle Not Shown



Wheel Dolly

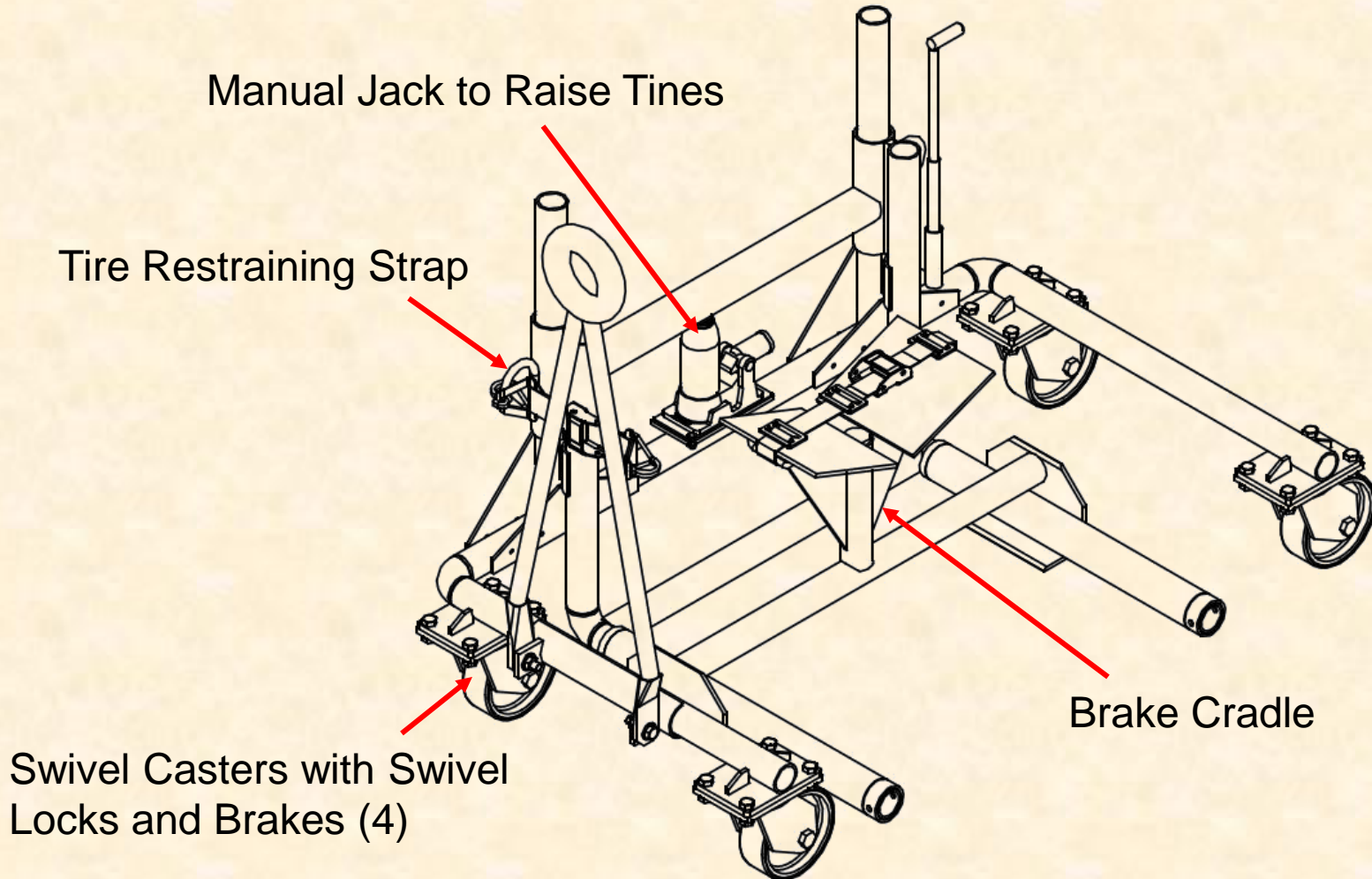
Model 9092-016



- Capacity 750 lbs (340 kg)
- Tire Diameter
 - Minimum 30 in (76 cm)
 - Maximum 55 in (140 cm)
- Towing Speed 3 mph (5 KmH)
- Weight 275 lbs (125 kg)



Wheel Dolly *Model 9092-016*





Trailers



-
- Transport Trailers
 - Positioning Trailer
 - Utility Trailers
 - Custom



Transport Trailers






Transport Trailers



- Standard rails mate with roller transfer from 4000 and 4100 style positioning trailers.
- Spring-loaded stop on each end of rail.
- Towing speed 20 mph (*32 KmH*).
- Four standard models.
- Available in custom sizes.





Transport Trailers



Transportation Trailer Specifications					
Model Number	Capacity	Rails			Wheel
Type	lb/kg	Spacing	Height	Length	Base
5512-010	3,000	30	16	115	90
	1,361	76	41	292	227
9168-010	5,000	48	38	108	75
2000	2,268	122	96	274	183
5380-010	8,000	48	34	152	90
3000B	3,629	122	86	386	229
9612-010	8,000	48	40	152	92
3000E	3,629	122	102	386	234

Dimensions – in/cm



Transport Trailers



Model 9612-010 with
Stowable Towbar



Positioning Trailer



CH53E Auxiliary Fuel Tank Trailer



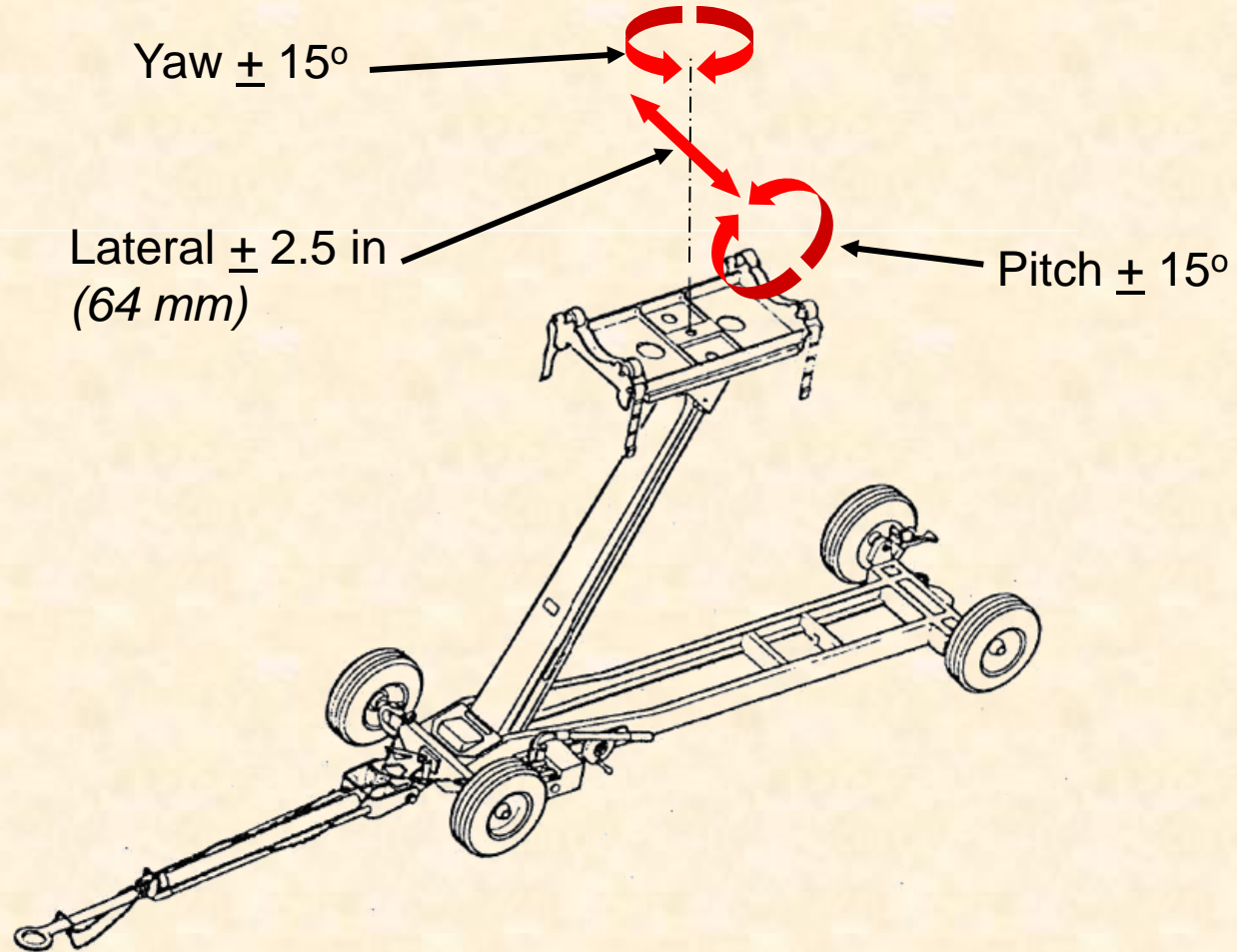
Positioning Trailer



-
- Capacity 2,500 lbs (933 kg)
 - Cradle Assembly
 - Minimum Height 18 in (18 cm)
 - Maximum Height 78 in (198 cm)
 - Towing Speed
 - Empty 5 mph (8 KmH)
 - Loaded 3 mph (5 KmH)
 - Weight 1190 lbs (540 kg)




Positioning Trailer





Positioning Trailer





Utility Trailers



-
- Transport GSE safely and at highway speeds.
 - Bed lowers to ground for easy roll-on/roll-off of equipment.
 - Optional two-bottle nitrogen system with manifold and regulators for strut and tire servicing available.
 - Optional flood lights available.



Utility Trailers

UNIVERSAL GSE TRAILER SPECIFICATIONS

MODEL NUMBER	RATED CAP (Lbs/kg)	BED SIZE FLAT SURFACE WIDTH (Inches/mm)	BED SIZE FLAT SURFACE LENGTH (Inches/mm)	OVERALL TRAILER SIZE WIDTH (Inches/mm)	OVERALL TRAILER SIZE LENGTH (Inches/mm)	UNIT WEIGHT (Est.) (Lbs/kg)
9653-010	4,000	54.0	96.0	94.0	185.0	1,910
	1,814	1,372	2,438	2,388	4,699	866
9654-010	5,000	61.0	96.0	101.0	204.0	2,540
	2,268	1,549	2,38	2,565	5,182	1,152
9655-010	7,000	75.0	120.0	102.0	234.0	2,980
	3175	1,905	3,048	2,591	5,944	1,352



Utility Trailers



Bed Lowered For Roll-on/Roll-off

Bed Raised For Towing






Utility Trailers




Optional Nitrogen System

Optional Flood Lights





Custom Trailers



Custom Design Capability





Columbus**JACK** / Regent



“The Strength of Experience”

